

COLONOSCOPY INSTRUCTIONS WITH SUPREP

7 DAYS BEFORE

If you are taking any blood thinners **AND** this was **NOT** discussed with your doctor at the time of scheduling the procedure, please call us **BEFORE** starting the preparation. These include, but are not limited to Aspirin, Coumadin-(Warfarin), Plavix-(Clopidogrel), Xarelto-(Rivaroxaban), Arixtra-(Fondaparinux), Effient-(Prasugrel), Aggrenox-(Aspirin/Dipyridamole), and all NSAIDs (for example Ibuprofen, Motrin, Aleve, Naproxen, Celebrex, Mobic).

Acetaminophen (Tylenol) is allowed

YOU MUST CONTINUE TO TAKE ALL your other medications every day prior to the colonoscopy **AND** take them with a small sip of water on the day of your colonoscopy.

3 DAYS BEFORE

STOP eating fruits and vegetables including beans, corn and seeds.

DAY BEFORE THE PROCEDURE: CLEAR LIQUIDS ONLY

- Juices: apple, white grape, white cranberry, lemonade
- Broth: chicken, beef or vegetable (liquid only)
- Soda: 7-Up, Sprite, Ginger-Ale
- Other: Black coffee, Tea, Popsicles, Jell-O, Gatorade, Kool-Aid

NO solid foods, dairy products or alcohol - **NOTHING RED OR PURPLE**

DO NOT ADD MILK OR CREAMER TO YOUR COFFEE OR TEA.

STEP 1: At 3PM

Pour ONE 6-ounce bottle of SUPREP liquid into the container.

STEP 2

Add cool drinking water to the 16-ounce line on the container and mix.

STEP 3:

Drink all of the solution within 1 hour.

STEP 4:

Drink TWO (2) more 16-ounce containers of water over the following hour.

DAY OF EXAM | BEFORE EXAM

2 HOURS BEFORE TIME OF ARRIVAL

Using the other 6-ounce bottle of SUPREP liquid, repeat **STEP 1, STEP 2 & STEP 3.**

Once you have complete the second 16-ounce cup of water, STOP ALL LIQUIDS

- Please make arrangements to have a responsible adult over 18 drive you home after the procedure. You will not be allowed to drive yourself home.

Please call us if you have any questions 305.534.4404

Your procedure will be performed by Doctor: _____

Address: _____

Date of procedure: _____ Arrive at: _____ AM/PM

Comments: _____

SUPREP[®] BOWEL PREP KIT

(sodium sulfate, potassium sulfate and magnesium sulfate)
Oral Solution

(17.5g/3.13g/1.6g) per 6 ounces



On the day before your procedure...

What You CAN do:

- You may have a light breakfast or have clear liquids ONLY; please have nothing for dinner

What You CANNOT do:

- DO NOT** drink milk
- DO NOT** eat or drink anything colored red or purple
- DO NOT** drink alcoholic beverages

Any of the following liquids are OK to drink:

- Water
- Strained fruit juices (without pulp) including apple, orange, white grape, or white cranberry
- Limeade or lemonade
- Coffee or tea (**DO NOT** use any dairy or non-dairy creamer)
- Chicken broth
- Gelatin desserts without added fruit or topping (**NO RED OR PURPLE**)

Note:

- SUPREP Bowel Prep Kit is indicated for cleansing of the colon as a preparation for colonoscopy in adults
- Be sure to tell your doctor about all the medicines you take, including prescription and non-prescription medicines, vitamins, and herbal supplements. SUPREP Bowel Prep Kit may affect how other medicines work
- Medication taken by mouth may not be absorbed properly when taken within 1 hour before the start of each dose of SUPREP Bowel Prep Kit
- The most common adverse reactions after administration of SUPREP Bowel Prep Kit were overall discomfort, abdominal distention, abdominal pain, nausea, vomiting, and headache
- If you have any questions about taking SUPREP Bowel Prep Kit, call your doctor


To learn more about this product, please call 1-800-874-6756 or visit our Web site at www.suprepkit.com

SUPREP Bowel Prep Kit is a split-dose (2-day) regimen. Both 6-ounce bottles are required for a complete prep.

FIRST DOSE: Begin Step 1 at _____ PM the evening before your procedure and proceed as shown below:


You must complete Steps 1 through 4 using one (1) 6-ounce bottle before going to bed:

STEP 1



Pour **ONE (1)** 6-ounce bottle of SUPREP liquid into the mixing container.

STEP 2



Add cool drinking water to the 16-ounce line on the container and mix.


NOTE: Dilute the solution concentrate as directed prior to use.

STEP 3



Drink **ALL** the liquid in the container.

STEP 4



IMPORTANT
You must drink two (2) more 16-ounce containers of water over the next 1 hour.

SECOND DOSE: Begin Step 1 at _____ AM the morning of your procedure and proceed as shown above:

For this dose, repeat Steps 1 through 4 shown above using the other 6-ounce bottle.

NOTE: You **must** finish drinking the final glass of water at least 2 hours, or as directed, before your colonoscopy.